

# Year 1 Spring 2 Maths Activity Mat 1

## Section 1

Put a ring around the highest number and tick the lowest number.

13 7 18 14 9 8

## Section 2

Add the coins together.




## Section 3

Draw a three-sided shape.

## Section 4

Rebecca eats three slices of cake. How many slices are left?



## Section 5


$$7 \times 2 = \square$$

$$7 + 4 = \square$$

$$9 - 6 = \square$$


## Section 6

Draw three more pairs of scissors.  
How many are there altogether?



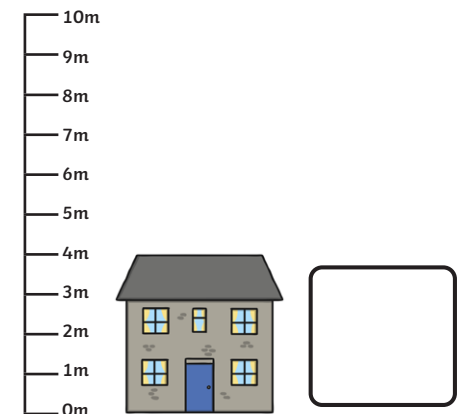
## Section 7

What time is shown on the clock?



## Section 8

How tall is the house?



# Year 1 Spring 2 Maths Activity Mat 1 Answers

## Section 1

Put a ring around the highest number and tick the lowest number.

13  7  18 14 9 8

15p

## Section 2

Add the coins together.

15p

## Section 3

Draw a three-sided shape.

Children draw a three-sided shape.

## Section 4

Rebecca eats three slices of cake. How many slices are left?

5

## Section 5

$$7 \times 2 = 14$$

$$7 + 4 = 11$$

$$9 - 6 = 3$$

## Section 6

Draw three more pairs of scissors.  
How many are there altogether?

7

## Section 7

What time is shown on the clock?

7 o'clock

## Section 8

How tall is the house?

4m

# Year 1 Spring 2 Maths Activity Mat 1

## Section 1

Put a ring around the highest number and tick the lowest number.

17 21 15 9 18 23

## Section 2

Add the coins together.




## Section 3

Draw a four-sided shape.

## Section 4

Robert eats six slices of cake. How many slices are left?



## Section 5


$$6 \times 10 = \square$$

$$18 + 5 = \square$$

$$14 - 7 = \square$$


## Section 6

Draw five more pairs of scissors.  
How many are there altogether?



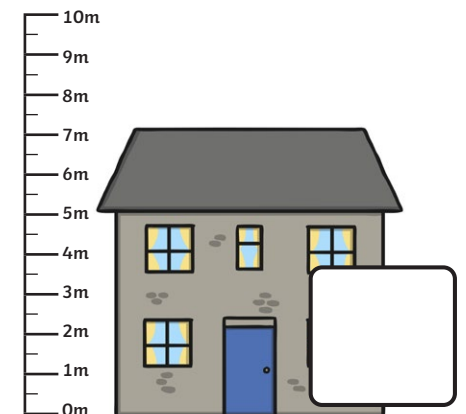
## Section 7

What time is shown on the clock?



## Section 8

How tall is the house?



# Year 1 Spring 2 Maths Activity Mat 1 Answers

## Section 1

Put a ring around the highest number and tick the lowest number.

17 21 15 9/ 18 (23)

## Section 2

Add the coins together.

30p

## Section 3

Draw a four-sided shape.

Children draw a four-sided shape.

## Section 4

Robert eats six slices of cake. How many slices are left?

4

## Section 5

$$6 \times 10 = 60$$

$$18 + 5 = 23$$

$$14 - 7 = 7$$

## Section 6

Draw five more pairs of scissors.  
How many are there altogether?

13

## Section 7

What time is shown on the clock?

10 o'clock

## Section 8

How tall is the house?

7.5m

# Year 1 Spring 2 Maths Activity Mat 1

## Section 1

Put a ring around the highest number and tick the lowest number.

31 18 52 49 13 67

## Section 2

Add the coins together.




## Section 3

Draw a four-sided shape. Make sure two of the sides are the same length.

## Section 4

If Mohib eats half of the slices of cake, how many slices would be left?



## Section 5

$$4 \times 5 = \square$$


$$19 + 13 = \square$$

$$22 - 9 = \square$$

## Section 6


Draw seven more pairs of scissors.

How many are there altogether?



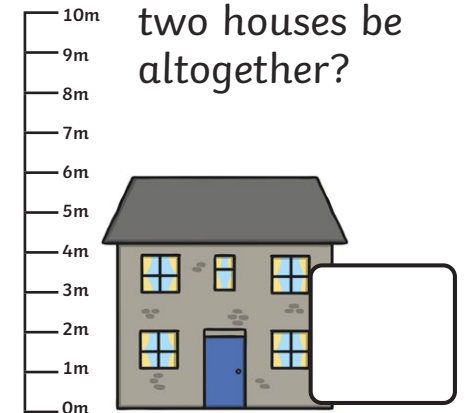
## Section 7

What would the time be two hours later?



## Section 8

How tall would two houses be altogether?



# Year 1 Spring 2 Maths Activity Mat 1 Answers

## Section 1

Put a ring around the highest number and tick the lowest number.

31 18 52 49 13 ✓ (67)

## Section 2

Add the coins together.

£1.65

## Section 3

Draw a four-sided shape. Make sure two of the sides are the same length.

Children to draw a four-sided shape with two equal sides.

## Section 4

If Mohib eats half of the slices of cake, how many slices would be left?

4

## Section 5

$$4 \times 5 = 20$$

$$19 + 13 = 32$$

$$22 - 9 = 13$$

## Section 6

Draw seven more pairs of scissors.

How many are there altogether?

18

## Section 7

What would the time be two hours later?

6 o'clock

## Section 8

How tall would two houses be altogether?

12m